


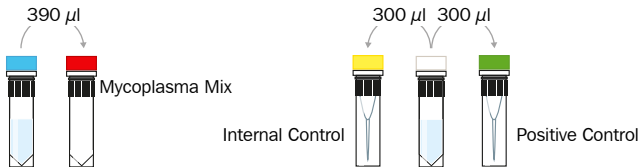


# PROCEDURE - OVERVIEW

## 1. Reagent preparation

-  Mycoplasma Mix
-  Internal Control
-  Positive Control



 5 min RT

## 2. Reaction mix preparation

for EP compliant testing

- 1 reaction**  
 15 µl Mycoplasma Mix  
 1 µl Internal Control



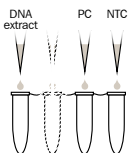
for cell culture screening

- 1 reaction**  
 15 µl Mycoplasma Mix  
 8 µl PCR grade water  
 1 µl Internal Control

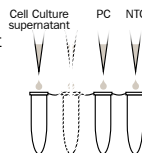


## 3. Add samples

- 15 µl reaction mix  
 + 10 µl of DNA extract  
 or  
 + 10 µl Positive Control (PC)  
 or  
 + 10 µl Elution Buffer (NTC)











- 23 µl reaction mix  
 + 2 µl cell culture supernatant  
 or  
 + 2 µl Positive Control (PC)  
 or  
 + 2 µl PCR grade water (NTC)



## 4. Start PCR amplification



-  Rehydration Buffer
-  Mycoplasma Mix
-  PCR grade water
-  Positive Control
-  Internal Control
-  add
-  incubate
-  centrifuge
- NTC = Non-Template Control
- PC = Positive Control