

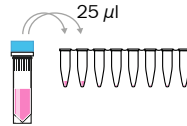
PROCEDURE – OVERVIEW

1A. Reagents preparation for Advance format (Cat. No. 57-2102)



Validation Strips (3 ×)
Rehydration Buffer

Peel off sealing foil
Validation Strips (3 ×)

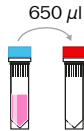


⌚ 5 min
🌀 briefly
🌀 5 sec

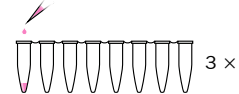
1B. Reagents preparation for OneStep format (Cat. No. 57-2103)



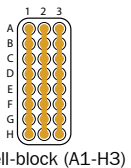
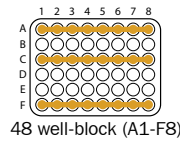
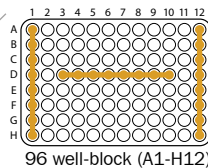
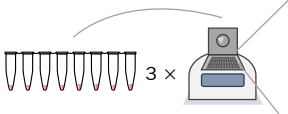
Validation Tubes
Rehydration Buffer



⌚ 5 min
🌀 briefly
🌀 5 sec



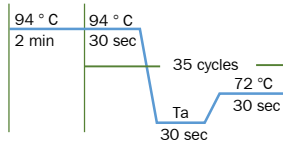
2. PCR amplification



3. Analysis



Start PCR program



■ Validation Tubes
(only for Cat. No. 57-2103)

■ Rehydration Buffer



Validation Strips
(only for Cat. No. 57-2102)



Incubate



Validation Caps
(only for Cat. No. 57-2102)



Vortex



Centrifuge



Ta Annealing Temperature